

## HOW TO DOWNLOAD MICROSOFT OFFICE 365?

This support document tells how to download Microsoft Office 365 application in a fast and easy way.

Please read each step carefully for an easy download of **OFFICE365** program.

- MICROSOFT OFFICE 365

<http://comp.ieu.edu.tr>

Need Help?

[Contact us](#)

Ext. 8279



İZMİR EKONOMİ ÜNİVERSİTESİ



SUPPORT DOCUMENTS

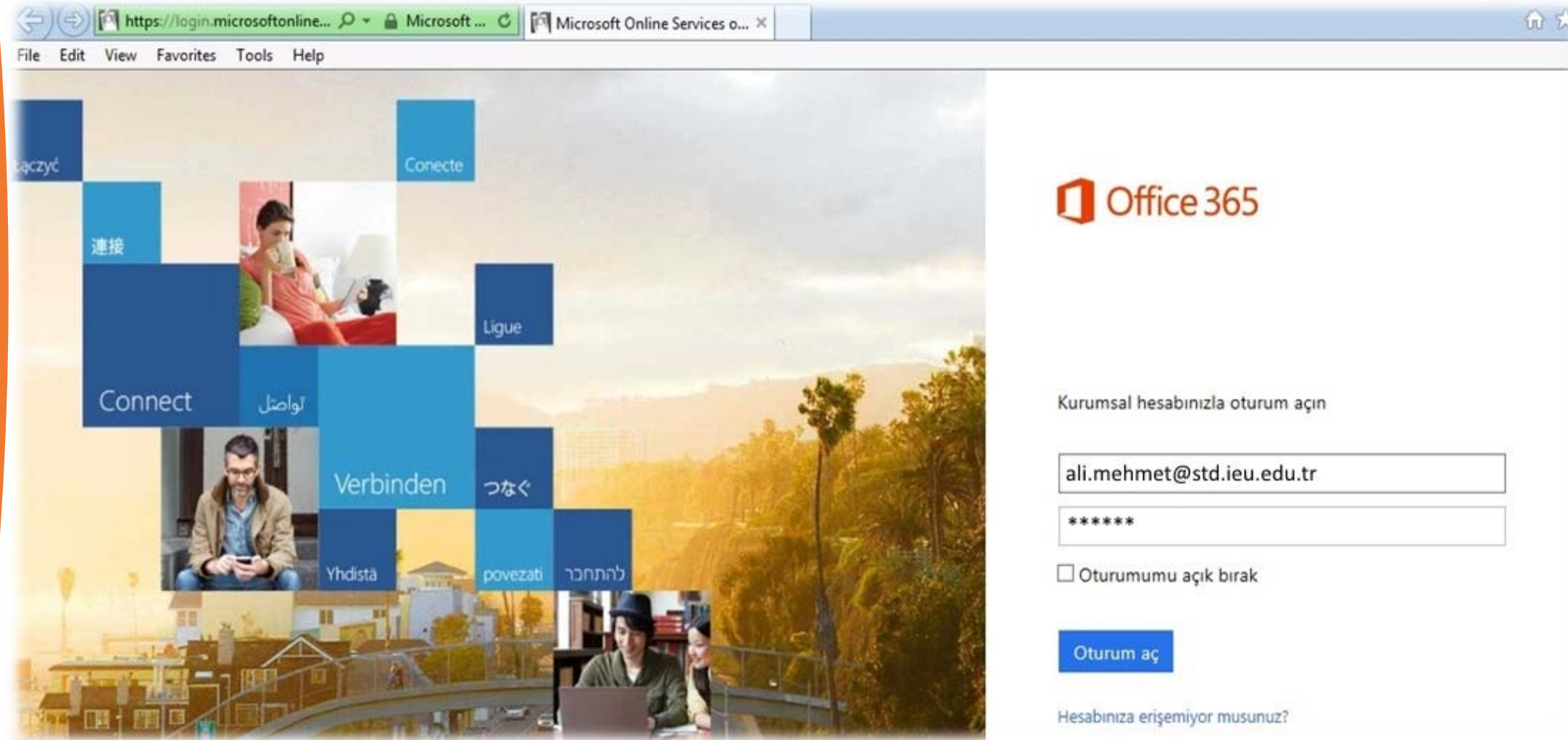
Helpdesk

IUE-2014

Student / Staff

<http://comp.ieu.edu.tr>

# Microsoft Office 365 Download – s1



1- Please click on “<https://login.microsoftonline.com/>” address and log into the system.

**Sample Sign-in Info:**

**Staff:** ali.mehmet@ieu.edu.tr

**Student:** ali.mehmet@std.ieu.edu.tr



# Microsoft Office 365 Download – s2

https://portal.office.com/Home

Office 365

Outlook Takvim Kişiler Haber Akışı OneDrive Siteler Görevler

Fikirlerinizi özgür bırakın.

Office Online ile işbirliği yapın

Outlook Takvim Kişiler Haber Akışı OneDrive Siteler Görevler

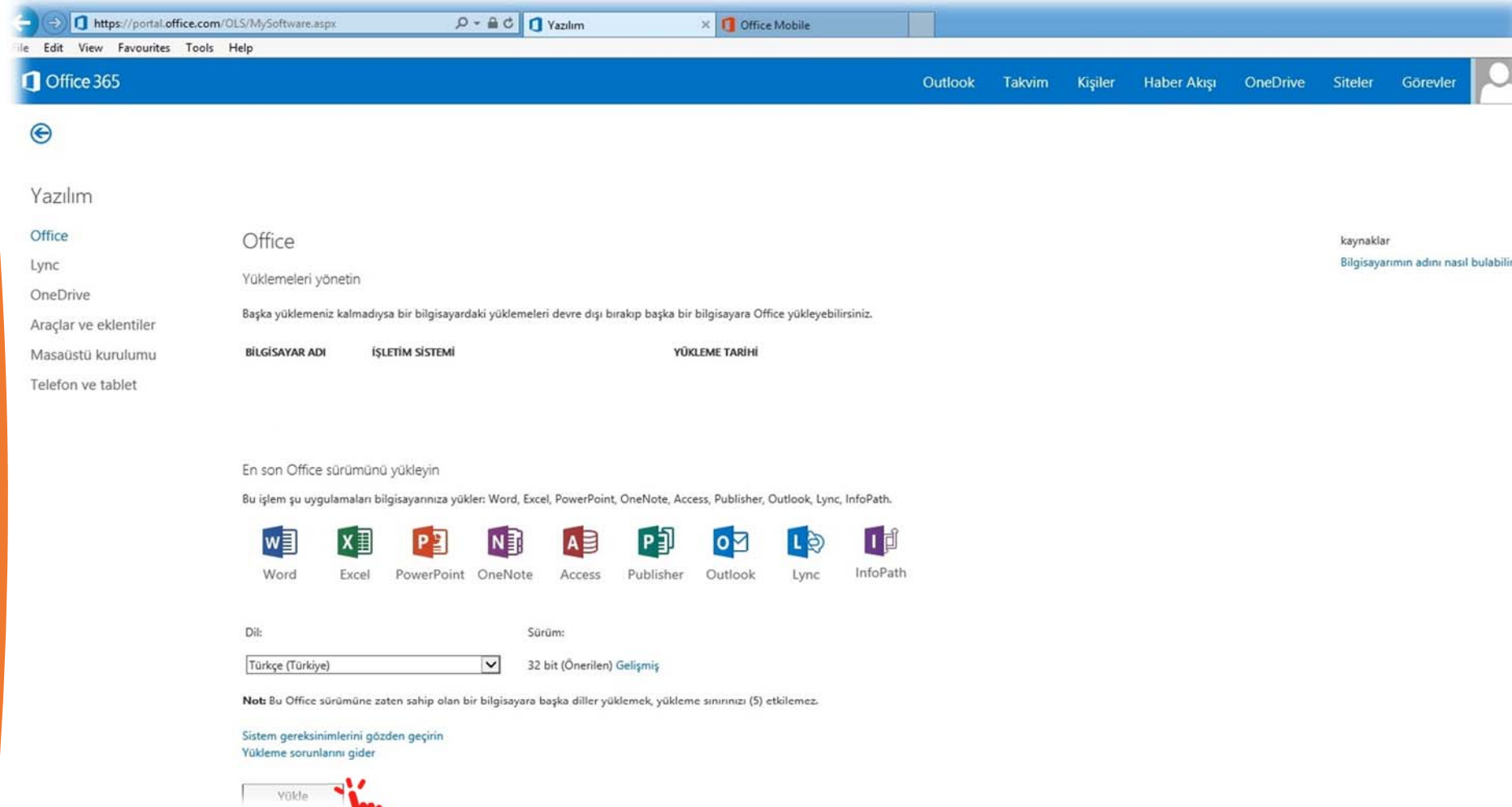
Word Online Excel Online PowerPoint Online OneNote Online

Office uygulamasını daha fazla cihaza yükleyin

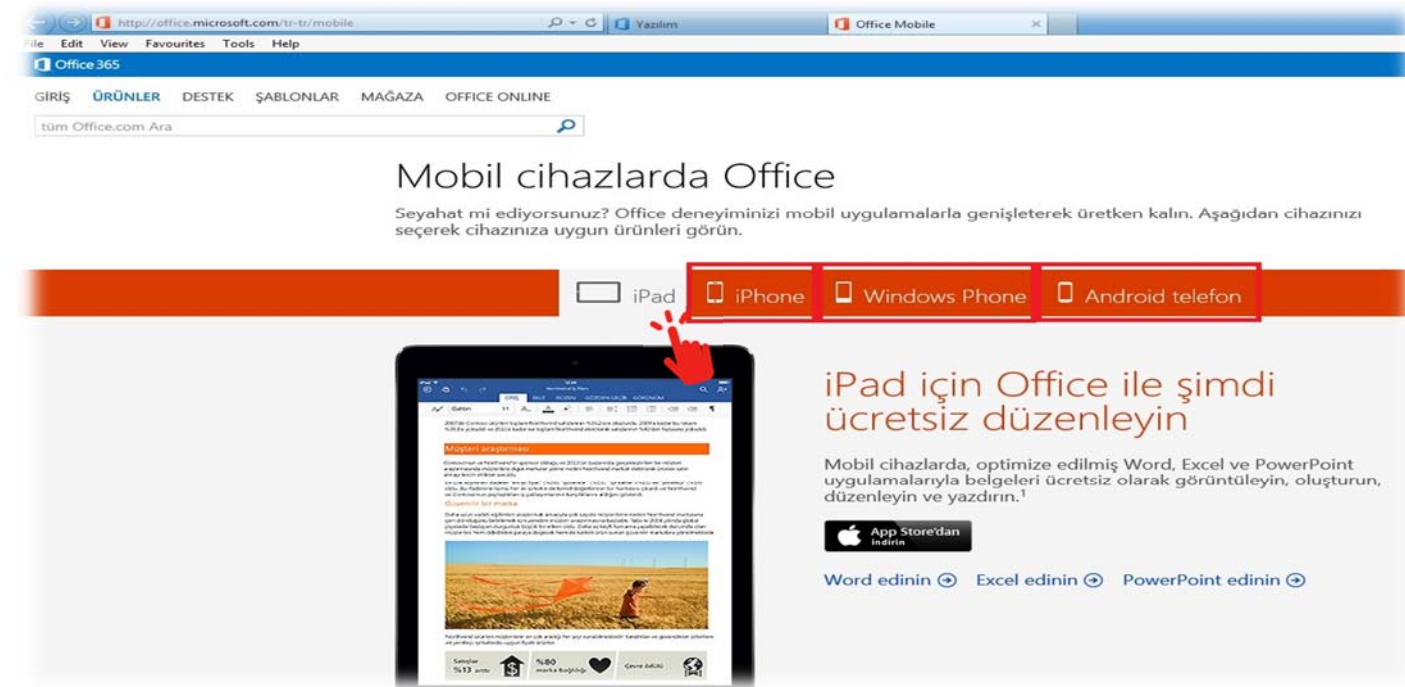
PC veya Mac'te: [Yükle](#)  
Akıllı telefon veya iPad'de: [Mobil uygulamaları ayarla](#)

2- When you enter the Office Portal page, you will have the option to download Office on many equipment. You can choose the version to download either on your PC or Mac, or smart phone or tablet, and click on "**Download**" icon.

# Microsoft Office 365 Download – s3



3- After entering the Office Portal page, choose the appropriate Language and Version and click on "Download" icon.



4- You have the option to download for Mobile equipment on Office Portal page. Please choose the most appropriate version of mobile office (iPad, iPhone, Windows Phone, Android vs.) you want to download.

